



BofAML Global Industrials Conference

Jim Lico | President & CEO

FORWARD-LOOKING STATEMENTS & NON-GAAP FINANCIAL MEASURES



Statements in this presentation that are not strictly historical, statements regarding the Company's anticipated earnings, business and acquisition opportunities, anticipated revenue growth, anticipated operating margin expansion, anticipated cash flow, economic conditions, future prospects, and any other statements identified by their use of words like “anticipate,” “expect,” “believe,” “outlook,” “guidance,” or “will” or other words of similar meaning are “forward-looking” statements within the meaning of the federal securities laws. There are a number of important factors that could cause actual results, developments and business decisions to differ materially from those suggested or indicated by such forward-looking statements and you should not place undue reliance on any such forward-looking statements. These factors include, among other things: deterioration of or instability in the economy, the markets we serve and the financial markets, contractions or lower growth rates and cyclicalities of markets we serve, competition, changes in industry standards and governmental regulations, our ability to successfully identify, consummate, integrate and realize the anticipated value of appropriate acquisitions and successfully complete divestitures and other dispositions, our ability to develop and successfully market new products, software, and services and expand into new markets, the potential for improper conduct by our employees, agents or business partners, contingent liabilities relating to acquisitions and divestitures, impact of changes to tax laws, our compliance with applicable laws and regulations and changes in applicable laws and regulations, risks relating to international economic, political, legal, compliance and business factors, risks relating to potential impairment of goodwill and other intangible assets, currency exchange rates, tax audits and changes in our tax rate and income tax liabilities, the impact of our debt obligations on our operations, litigation and other contingent liabilities including intellectual property and environmental, health and safety matters, our ability to adequately protect our intellectual property rights, risks relating to product, service or software defects, product liability and recalls, risks relating to product manufacturing, our relationships with and the performance of our channel partners, commodity costs and surcharges, our ability to adjust purchases and manufacturing capacity to reflect market conditions, reliance on sole sources of supply, security breaches or other disruptions of our information technology systems, adverse effects of restructuring activities, labor matters, disruptions relating to man-made and natural disasters, impact on changes to tax laws, impact of our separation from Danaher on our operations or financial results, and impact of our indemnification obligation to Danaher. Additional information regarding the factors that may cause actual results to differ materially from these forward-looking statements is available in our SEC filings, including our Annual Report on Form 10-K for the year ended December 31, 2017. These forward-looking statements speak only as of the date of this presentation and Fortive does not assume any obligation to update or revise any forward-looking statement, whether as a result of new information, future events and developments or otherwise.

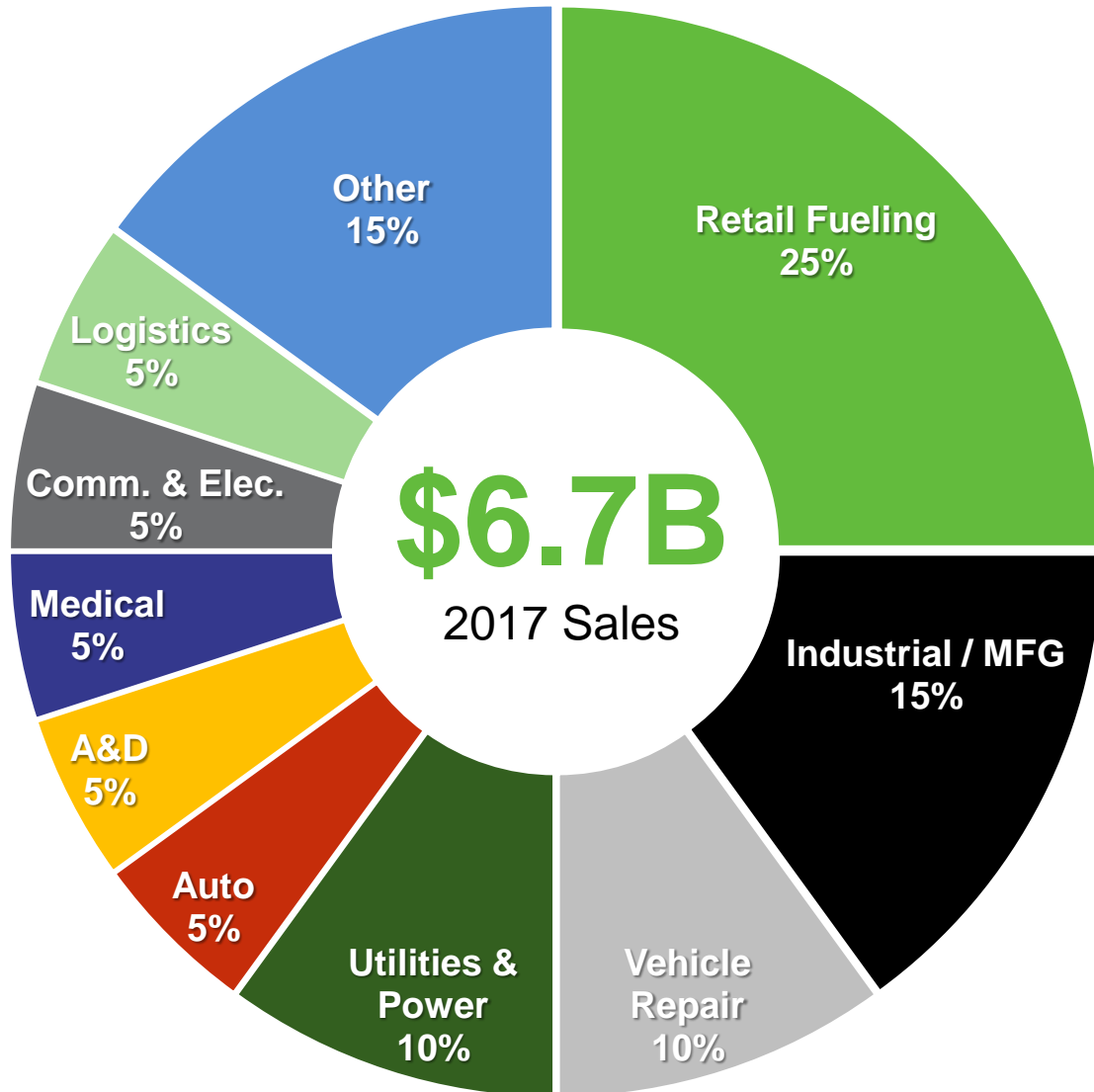
This presentation contains references to “adjusted diluted net earnings per share,” “core revenue growth,” “core operating margin expansion (core OMX),” “free cash flow,” and “free cash flow conversion” which are, in each case, not presented in accordance with generally accepted accounting principles (“GAAP”).

Information required by Regulation G with respect to such non-GAAP financial measures can be found in the “Investors” section our web site, www.fortive.com, under the heading “Financial Information” and subheading “Quarterly Earnings.”

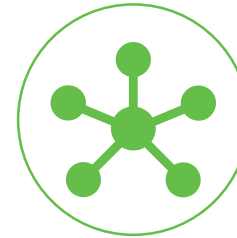
The historical non-GAAP financial measures should not be considered in isolation or as a substitute for the GAAP financial measures but should instead be read in conjunction with the corresponding GAAP financial measures.

Based on guidance provided by the SEC, the Company has made a reasonable estimate of the effects of the recent tax reform. These estimated amounts are provisional and are subject to adjustment.

DIVERSIFIED PORTFOLIO WITH STRONG SECULAR TRENDS




Secular Trends



Connected devices, software/SaaS, advanced analytics, condition-based monitoring



Digitalization/increasing vehicle complexity



Productivity, safety and security requirements



Increasing regulatory environment

Estimated end-market split based on 2017 sales

FBS DRIVES OUR BUSINESS

Core Value Drivers

Shareholders

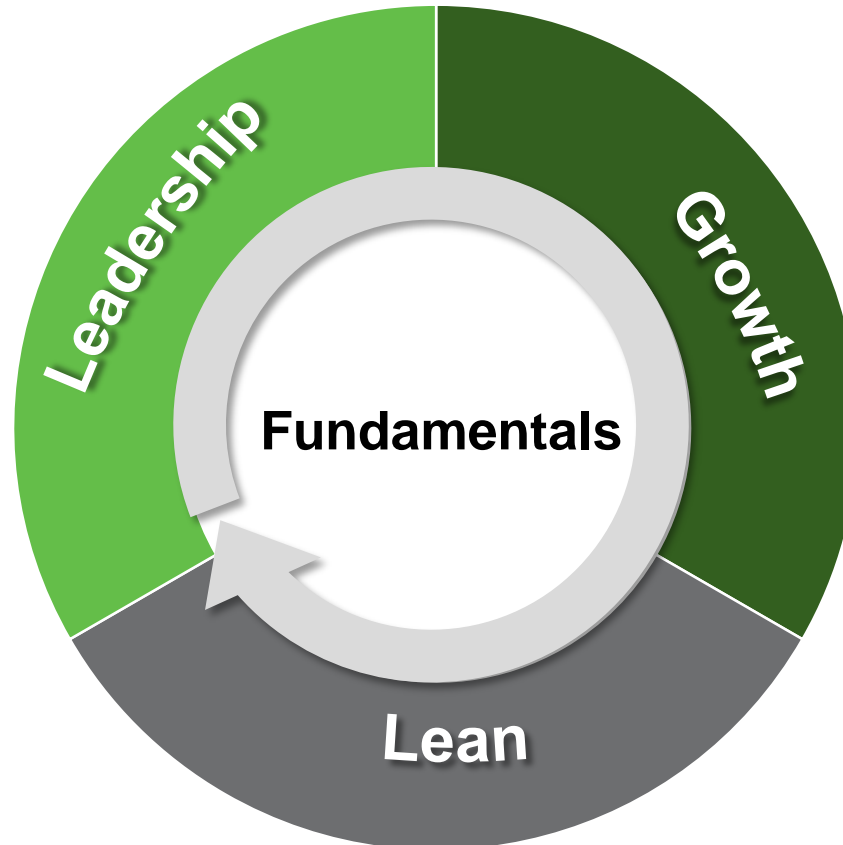
- Core Growth
- Cash Flow
- OMX
- ROIC

Customers

- Quality (External PPM)
- On-time Delivery

Employees

- Internal fill rate
- Turnover



FBS Selected Tools

Growth Tools

- Voice of Customer
- Speed Design Review
- Lean Software
- Transformative Marketing
- Funnel Management
- Digital Marketing

Lean Tools

- Lean Conversion
- Fortive Materials System
- Fortive Reliability System

Leadership

- Policy Deployment
- Accelerated Leadership Program
- Talent for Growth process

Note: "OMX" is Operating Margin Expansion

Financial Outperformance

4.5% Core Revenue Growth
15% Adj Diluted Net EPS Growth
Lowered ETR by over 500bps⁽¹⁾
107% FCF Conversion⁽¹⁾



(1) Excludes estimated provisional tax reform adjustments

Accelerate Growth

Innovation / NPIs
Market Share Gains



Enhance Portfolio / Digital IOT

\$1.6B⁽²⁾



(2) Capital deployment towards strategic acquisitions

High Growth Markets

+150bps⁽³⁾
+Double Digit Revenue Growth



(3) Increase in HGM mix as a percentage of total sales

KEY GROWTH DRIVERS



SMART CAPITAL DEPLOYMENT

~\$1.8B

Strong free cash flow fuels M&A: \$1.8B deployed since spin on six strategic acquisitions that support digital strategy and enhance our portfolio

~\$430M

Approximately \$430M in revenue acquired: +MSD/HSD market growth; accretive recurring revenue profile



ROIC of 10% in less than three years on ~55% of capital deployed
ROIC of 10% in just over five years on Landauer acquisition

Field Solutions

INDUSTRIAL SCIENTIFIC



LANDAUER®



emaint
A Fluke Company



SCHAD™

Transportation Technologies

ORPAM



GTT™

GLOBAL TRAFFIC TECHNOLOGIES

Accelerating Strategy - Added 300 bps Recurring Revenue

FORTIVE A&S AND ALTRA COMBINATION OVERVIEW

Structure and Consideration

- Altra to acquire Fortive's Automation and Specialty Strategic Platform ⁽¹⁾
- Structured as Reverse Morris Trust
- Total valuation of \$3.0B, includes consideration to Fortive of \$1.4B⁽²⁾ and 35M shares to be issued by Altra to FTV shareholders valued at \$1.6B⁽³⁾

Ownership (new Altra)

- Fortive Shareholders 54%
- Altra Shareholders 46%

Management / Board of Directors

- Altra CEO and executive team to continue in current roles
- Pending approval, Pat Murphy, Fortive SVP, will join Altra's BoD, expanding to 8 members

Merged Company (new Altra)

- Company Name: Altra Industrial Motion
- NASDAQ: AIMC
- Headquartered in Braintree, Massachusetts

Other Considerations

- Subject to Altra Shareholder vote, customary closing conditions, A&S Spinco financing, regulatory reviews, and IRS ruling
- Expected close by end of 2018

(1) Excluding Hengstler / Dynapar

(3) Based on 20-day volume weighted avg

(2) Includes cash and debt-for-debt exchange

price of Altra shares as of March 6, 2018

TRANSACTION ADVANCES PORTFOLIO STRATEGY

Consistent with FTV's Long Term Strategy

- 1 Accelerates Portfolio Enhancement
- 2 Increases Relative Recurring Revenue Content (Software / SaaS / Service)
- 3 Provides Significant Increase in M&A Capacity
- 4 Contributes to the Fortive Formula for Value Creation

Shareholder Opportunity

- 1 Majority Ownership of Highly-Attractive Combined Company
- 2 Participation in Considerable Value Creation
- 3 Strong Cultural Fit Between Both Organizations
- 4 Clear Path to Close

ENHANCE PORTFOLIO GROWTH

UP TO \$8 BILLION AVAILABLE M&A CAPACITY*



Professional Instrumentation

- Mobile Worker
- Smart Factory
- IoT / Sensor Proliferation
- Safety and Compliance



Industrial Technologies

- Autonomous Vehicles / Electric Vehicles
- Urbanization / Smart City
- Supply Chain / Logistics



Attractive Megatrends

- Software Enabled Workflows
- Aging Population / Health
- Food / Water Sustainability
- Environmental Stewardship

** Available capacity pending close of Fortive A&S and Altra Combination*

THE FORTIVE FORMULA



Note: All financial metrics reflect anticipated annual performance unless otherwise indicated



FORTIVE